

2023 Alaska Program INFO Sheet

Personal Skills Rescue Workshop

June 1 to 7, 2023 Capital City Fire & Rescue

Industrial Rescue Workshop

June 1 to 7, 2023 Capital City Fire & Rescue

Reed & Keith Thorne instructing -

Go to these links below where there is

1) Written Program Description, 2) Bulleted Key Points,
3) Details & 4) Photos

- [Mountain Rescue Workshop INFORMATION](#)
- [Industrial Rescue Workshop INFORMATION](#)



CCFD official Liaison is [Travis Mead](#): Cell Phone (907) 209-7018 Alaska time zone. Call during reg business hrs only. Email travis.mead@juneau.org



Juneau, ALASKA

Showing Gastineau Channel & Douglas Island from Mount Roberts Tramway (airport above right)

MORE INFORMATION?

Go to these links below where there is 1) Written Program Description, 2) Bulleted Key Points, 3) Details & 4) Photos


- [Personal Skills Rescue Workshop INFORMATION](#)
- [Industrial Rescue Workshop INFORMATION](#)

NOTE about certain venues shown:

There are any number of good venues that are continually being sought for our programs and none of them are guaranteed to be available for our use. RTR cannot guarantee that we will be able to train on any of the venues shown on this INFO sheet.

LIAISON for Juneau, Alaska:

The Juneau-based program liaison is Travis Mead of Capital City Fire & Rescue at travis.mead@juneau.org Travis' cell is (907) 209-7018 Alaska time zone. Call during regular business hours only. He can answer questions about lodging, logistics, etc.



NEED EQUIPMENT LISTS?

Required Equipment Lists:

Download the [RTR PROGRAM INFORMATION Flyer](#) and go to page 4 to contact Dale Stewart at AHS Rescue. He can help you overcome the hurdle of needed equipment before the program begins.

Remember that full participation in these extensive programs requires that you have all the required equipment or make arrangements to borrow or rent it. The list for the STRW in particular can seem daunting. However, without it, you cannot participate at a level you desire to learn the most. The equipment lists for each program are listed below:

Required Equipment Lists for:

- [Personal Skills Rescue Workshop EQUIPMENT](#)
- [Industrial Rescue Workshop EQUIPMENT](#)

MOUNT ROBERTS TRAM (Industrial only)

The Mount Roberts Aerial Tramway (cable car gondola) above downtown Juneau is spectacular for training on high angle offsets and other rigging on steel structures high off the ground. It gives students the opportunity to enter "exposure" on something quite spectacular. If this venue is available to us, we will take full advantage of it for doing many operations using the Arizona VORTEX which is a Ropes That Rescue creation. We will be working in areas where the tourists can watch in amazement and take lots of photos.



Auke Bay

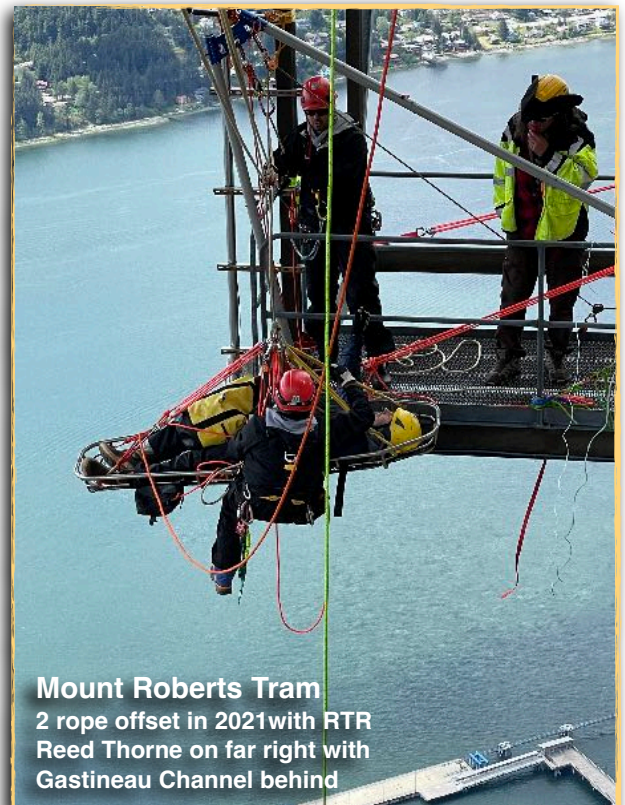


A "bombproof" rigging pod using the Arizona VORTEX at a wilderness cliff site near Mendenhall Visitor Center



THUMBS UP!


The ART of Clean Rigging last year in Juneau on the Mount Roberts Tram



Mount Roberts Tram
2 rope offset in 2021 with RTR Reed Thorne on far right with Gastineau Channel behind



WILDERNESS STEEP ANGLE



Discount Accommodation: ASPEN HOTELS Juneau, AK

There are room blocks for each of the workshops in Juneau. Take advantage of them for a good rest after a long day of rigging. You may also look into AirBnB or home vacation rentals for more privacy. These blocks are running from the day before the program starts to the day after. Remember that we run late on the last day so you should not plan on any travel unless it is late in the evening. (You can sleep on the airplane) You are not obligated to stay the final night after the workshop ends. Just please do not leave during the workshop on the final day.

Call the hotel at (907) 500-7700 to make these reservations! If you have any issues, Kelly Tierney, sales manager, will take care of you.

HAWAIIAN SHIRT DAY!

The final day of all RTR programs is Hawaiian shirt day. It is a silly but fun tradition which we try to maintain. Please bring a Hawaiian shirt to receive an RTR embroidered hat!

KNOTCRAFT (Get ready with Sequoia!)

If you have signed up for any RTR workshop, you can join us on the CLOSED Facebook Page "[Arizona ART of Clean Rigging](#)" for RTR students and alumni ONLY. This is a secret special place where we all meet to discuss rigging. You must apply for membership and if you are signed up, we will admit you there. On that page, you can watch the various knots being tied by Reed & Sequoia (the Green Cheek Conure). They are found under the "Media" section of that page. Go to "Albums" and then click on "KNOTCRAFT with Reed & Sequoia" link. This will give you a head start on the knotcraft used in RTR workshops. Enjoy!

